


Lighting Techniques For Theatre In The Round: Illuminating Your Performances

: Embracing the Unique Space

Theatre in the round, a captivating theatrical format where the audience surrounds the stage, presents unique challenges and opportunities for lighting designers. This comprehensive guide unravels the intricacies of lighting techniques specifically tailored for this immersive experience, empowering you to craft stunning visuals that amplify your productions.

Understanding the Challenges

Lighting theatre in the round requires meticulous planning due to the:



Lighting Techniques for Theatre-in-the-Round (Application & techniques series) by Jackie Staines

★★★★★ 5 out of 5

Language : English
File size : 3107 KB
Text-to-Speech : Enabled
Screen Reader : Supported
Enhanced typesetting : Enabled
Word Wise : Enabled
Print length : 178 pages

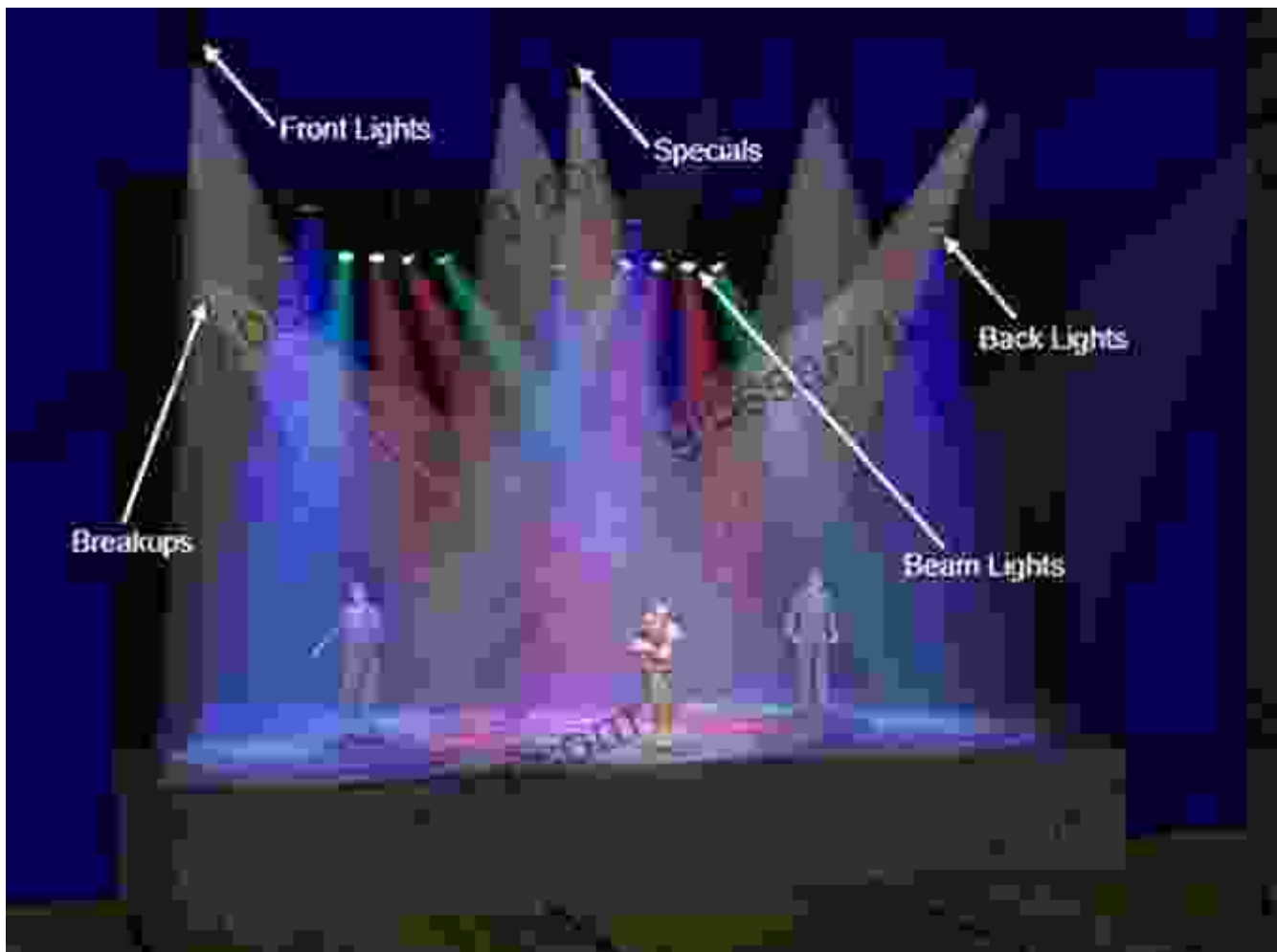


- **Absence of a Proscenium Arch:** The lack of a traditional frame eliminates conventional lighting angles, requiring innovative approaches.

- **Audience Visibility:** Lighting must optimize sightlines for all spectators, ensuring unobstructed views from every perspective.
- **Multiple Acting Spaces:** The stage's central location demands flexible lighting solutions that accommodate action occurring anywhere in the playing space.

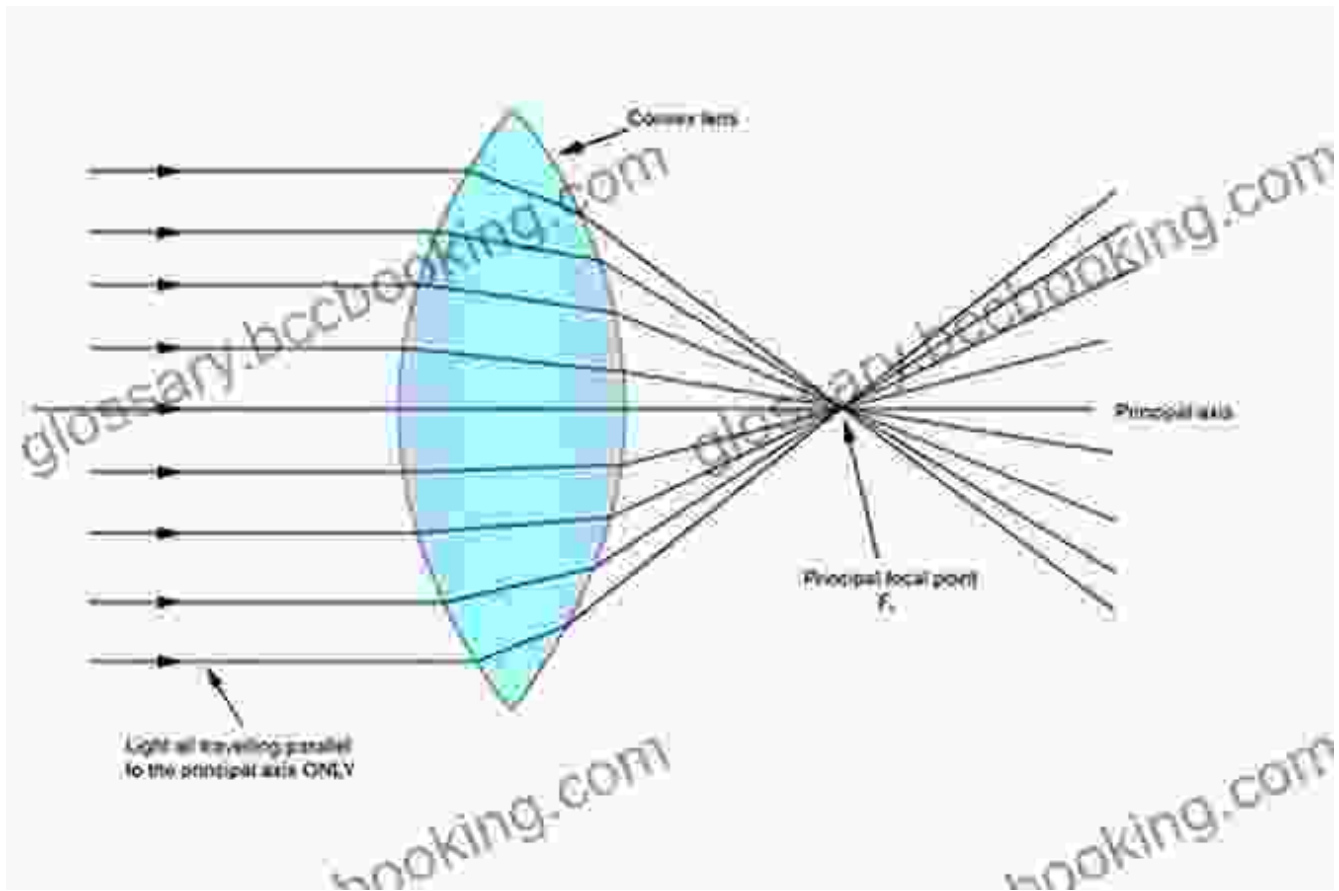
Essential Techniques

1. Layering the Light:



* Divide the stage into multiple layers of light, using key light, fill light, and backlight to separate scenic elements and actors.

2. Establishing Focal Points:



Highlight key actors and action with strategically placed spotlights.

* Utilize spotlights to draw attention to specific performers or moments, enhancing the audience's focus and engagement.

3. Minimizing Shadows:



* Employ soft, diffused lighting that fills the performance space evenly, minimizing shadows and improving actor visibility from all angles.

4. Avoiding Glare:



Shielding light sources prevents harsh glare from distracting the audience.

* Shield light sources with barn doors or gobos to prevent glare that can interfere with audience enjoyment and actor performance.

5. Utilizing Color Theory:

EMOTIONAL COLOR WHEEL

EMOTIONAL VALUES OF SHAPES AND COLORS

There are some symbols in cultures that are the same everywhere. For instance, a puddle of red will be assumed to be blood; this would be the same in New York, China, or the jungles of some far off land. Artists have been using these cultural symbols in their art to hide the meanings of their work or to code them.

COLOR
COLOR
COLOR
COLOR

RED: Associated with blood so it is the most angry color: Rage, hate, danger.

ORANGE: A hot stove, traffic cone, a flame; they are warnings need to remain cautious. Aggressive, not headed, it's alive, rough.

GOLD: A color of richness and wealth. Also a color of accomplishment. (Like a Gold Award)

YELLOW: Like the sun, playful, warm, enthusiastic, giddy, fun, funny, and child-like.

GREEN: A color of growth. The type of green can indicate freshness: New, youth, students, fresh, healthy.

BLUE: Associated with the sky or water, it's vast, cool, quenching, life-giving, calm, deep, & generally positive.

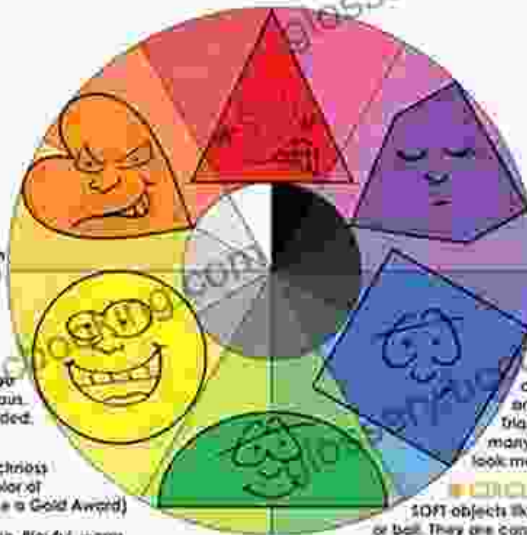
PURPLE: A deep dark sky, royalty, peaceful, calm, & quiet.

BLACK: A color of mystery or the unknown, also a color of heaviness and depth.

BROWN: Earth, soil, dirt. A color of potential growth, possibilities, a new beginning, or "the end."

WHITE: A color of light, spiritually, cold, and purity.

MIXING: Colors will give new meanings and associations, so mix using colored paints. How would you color in your shape to represent your personality?



SHAPE
SHAPE
SHAPE
SHAPE

▲ TRIANGLES are associated with SHARP objects like a knife, a saw, broken glass, and a spear. They are considered aggressive, dangerous, negative, and unbalanced. Triangles can be drawn in many ways to make them look more or less sharp.

● CIRCLES are associated with SOFT objects like a balloon, bubble, or ball. They are considered playful, soft, energetic, positive, and happy.

■ SQUARES are associated with constructive ideas like building. They are regular, stable, strong, dependable, and of times, monotonous. Stretching the square into a rectangle can break up the monotony.

Shapes can be combined to make new emotional values. A house shape is like a triangle and a square, so it will be strong and stable, but have a little sharpness to it. What shapes would you combine to represent you?

REMEMBER SHAPES AND COLORS CAN BE COMBINED FOR MIXED EMOTIONAL VALUES. A HEART SHAPE IS A COMBINATION OF CIRCLES AND A TRIANGLE.

* Leverage color theory to evoke emotions, create atmospheres, and support the storytelling through strategic use of colored gels and filters.

Equipment Considerations

- **LED Lighting:** Energy-efficient and flexible, LEDs offer precise control and a wide color spectrum.


- **Ellipsoidal Spotlights:** Traditional stage lighting fixtures, providing focused beams and precise shaping.
- **Fresnel Spotlights:** Diffused, flood-style fixtures that offer softer, more even illumination.
- **PAR Cans:** Wide-angle, general-purpose fixtures suitable for ambient lighting and effects.

Tips for Success

- Plan meticulously and experiment with different lighting angles and color combinations.
- Work closely with the director and set designer to achieve a cohesive visual experience.
- Consider the audience's perspective from all sides of the stage.
- Use technology to enhance your lighting design, such as DMX control and programmable cues.
- Continuously adjust and refine your lighting throughout the rehearsal process.

: Setting the Stage for Theatrical Magic


Mastering lighting techniques for theatre in the round empowers you to create visually captivating productions that immerse your audience in the action. By embracing the unique challenges and applying these essential techniques, you can transform the stage into a captivating canvas where light becomes a vital storyteller, illuminating the magic of live performance.



Lighting Techniques for Theatre-in-the-Round (Application & techniques series) by Jackie Staines

★★★★★ 5 out of 5

Language : English
File size : 3107 KB
Text-to-Speech : Enabled
Screen Reader : Supported
Enhanced typesetting : Enabled
Word Wise : Enabled
Print length : 178 pages



Gingerbread Friends by Jan Brett

A Magical Tale for the Holidays Jan Brett's beloved holiday classic, Gingerbread Friends, is a heartwarming and enchanting story about the power of love and friendship. It's a...



Happy Birthday Moo Moo Family: A Delightful Tale for Kids of All Ages

Celebrate the Bonds of Family with the Enchanting "Happy Birthday Moo Moo Family" In the charming world of the "Happy Birthday Moo Moo Family," we embark on an...