


Guide To Nurturing Writing At Every Stage: From Scribbling To Forming Letters



The Write Start: A Guide to Nurturing Writing at Every Stage, from Scribbling to Forming Letters and Writing Stories by Jennifer Hallissy

★★★★☆ 4.5 out of 5

Language : English
File size : 4025 KB
Text-to-Speech : Enabled
Screen Reader : Supported
Enhanced typesetting : Enabled
Word Wise : Enabled
Print length : 160 pages



Writing is a fundamental skill that unlocks a world of communication, expression, and creativity. Nurturing this skill in children is crucial for their future success in school and beyond. However, the journey from scribbling to legible letters can be complex and requires a supportive environment that encourages exploration, experimentation, and growth.

This comprehensive guide will provide you with age-appropriate activities, tips, and insights to support your child's writing development at every stage, from early scribbles to legible letters. By understanding the developmental stages of writing and implementing tailored activities, you can foster a love of writing and set your child on a path to success.

Stage 1: Scribbling (Ages 1-3)

Characteristics:

- Uncontrolled, random marks on paper
- Often circular or linear movements
- No recognizable letters or symbols

Activities:

- Provide large sheets of paper and encourage scribbling with crayons, markers, or pencils
- Talk about the scribbles with your child, asking them to describe what they are drawing
- Sing songs or read stories that involve writing movements, such as "The Itsy Bitsy Spider"

Tips:

- Celebrate your child's scribbles as their first attempts at writing
- Avoid correcting their scribbles or labeling them as "wrong"
- Provide a variety of writing tools for exploration

Stage 2: Transitional Writing (Ages 3-5)

Characteristics:

- Scribbles begin to resemble letters and symbols
- May include repetitive marks or strings of letters
- Still lacks consistent letter formation

Activities:

- Introduce magnetic letters or letter blocks for play and letter recognition
- Engage in letter tracing activities using sand, shaving cream, or writing paper
- Encourage writing in journals or on whiteboards

Tips:

- Point out letters and sounds in everyday objects
- Read alphabet books and sing alphabet songs
- Provide opportunities for collaborative writing, such as writing a shared story or letter

Stage 3: Early Letter Formation (Ages 5-7)

Characteristics:

- Letters begin to take on more consistent shapes and sizes
- May still reverse or mirror letters
- Letters are not always connected

Activities:

- Practice writing letters in sand, shaving cream, or salt trays
- Use play dough or clay to mold letters
- Provide writing paper with dotted lines or letter guides

Tips:

- Focus on one letter at a time, breaking it down into its individual strokes
- Encourage your child to practice letters in multiple contexts, such as writing on paper, a whiteboard, or in the air
- Avoid excessive praise or criticism, instead providing constructive feedback

Stage 4: Letter Consolidation (Ages 7-9)

Characteristics:

- Letters are consistently formed and connected
- Spacing and size of letters begin to stabilize
- May still make occasional spelling errors

Activities:


- Encourage writing in journals or creative writing exercises
- Introduce cursive writing and practice stroke patterns
- Provide opportunities for proofreading and editing their own work

Tips:

- Emphasize the importance of legibility and accuracy
- Provide a variety of writing prompts to encourage creativity and imagination
- Encourage your child to share their writing with others and seek feedback

Nurturing writing development is a journey that requires patience, support, and a love of language. By understanding the different stages of writing and implementing age-appropriate activities, you can help your child develop a strong foundation in writing that will serve them well throughout their lives. Remember to celebrate their progress, provide a supportive environment, and inspire them to embrace the joy of writing.

With this comprehensive guide, you have the tools and knowledge to guide your child through every stage of writing development, from scribbling to forming letters and beyond. By creating a positive and encouraging environment, you can unlock their writing potential and empower them to become confident and expressive communicators.



The Write Start: A Guide to Nurturing Writing at Every Stage, from Scribbling to Forming Letters and Writing Stories by Jennifer Hallissy


★★★★☆ 4.5 out of 5

Language : English
File size : 4025 KB
Text-to-Speech : Enabled
Screen Reader : Supported
Enhanced typesetting : Enabled
Word Wise : Enabled
Print length : 160 pages

FREE

DOWNLOAD E-BOOK





Gingerbread Friends by Jan Brett

A Magical Tale for the Holidays Jan Brett's beloved holiday classic, Gingerbread Friends, is a heartwarming and enchanting story about the power of love and friendship. It's a...



Happy Birthday Moo Moo Family: A Delightful Tale for Kids of All Ages

Celebrate the Bonds of Family with the Enchanting "Happy Birthday Moo Moo Family" In the charming world of the "Happy Birthday Moo Moo Family," we embark on an...