


# Beading Tutorial: How to Make Brick Stitch Seed Bead Earrings

Brick stitch is a versatile beading technique that can be used to create a wide variety of jewelry, including earrings, bracelets, and necklaces. It's a relatively simple technique to learn, but it creates beautiful, intricate results.



## How to Make Brick Stitch Seed Bead Earrings. Book 1:

**8 projects** by Jan Bernard

★★★★☆ 4.5 out of 5

Language : English

File size : 2074 KB

Lending : Enabled

Screen Reader: Supported

Print length : 40 pages



In this tutorial, we'll show you how to make brick stitch seed bead earrings. These earrings are perfect for beginners, and they're also a great way to use up leftover beads from other projects.

## Materials

- Size 11 seed beads in two colors
- Earring hooks
- Beading thread
- Beading needle

- Scissors


## **Instructions**

1. Cut a length of beading thread about 30 inches long. Thread the needle onto the thread and tie a knot in the end.
2. Pick up one bead of each color and thread them onto the needle. Pass the needle through the first bead again, going in the opposite direction.
3. Pick up one bead of the first color and thread it onto the needle. Pass the needle through the second bead again, going in the opposite direction.
4. Continue threading beads onto the needle in this pattern, alternating colors and going in opposite directions through each bead.
5. When you have reached the desired length for the earring, tie a knot in the end of the thread and trim the excess.
6. Attach an earring hook to the top of the earring and your earrings are finished!

## **Tips**

- To make the earrings even stronger, you can double the thread.
- You can use any color combination you like to create your earrings.
- If you want to make the earrings longer, simply add more beads to the pattern.
- If you're having trouble following the written instructions, there are many helpful video tutorials available online.

Brick stitch is a great beading technique for beginners and experienced beaders alike. It's a versatile technique that can be used to create a wide variety of jewelry. With a little practice, you'll be able to create beautiful brick stitch seed bead earrings in no time.



## How to Make Brick Stitch Seed Bead Earrings. Book 1:

**8 projects** by Jan Bernard

★★★★☆ 4.5 out of 5


Language : English

File size : 2074 KB

Lending : Enabled

Screen Reader : Supported

Print length : 40 pages



## Gingerbread Friends by Jan Brett

A Magical Tale for the Holidays Jan Brett's beloved holiday classic, Gingerbread Friends, is a heartwarming and enchanting story about the power of love and friendship. It's a...



## Happy Birthday Moo Moo Family: A Delightful Tale for Kids of All Ages

Celebrate the Bonds of Family with the Enchanting "Happy Birthday Moo Moo Family" In the charming world of the "Happy Birthday Moo Moo Family," we embark on an...

